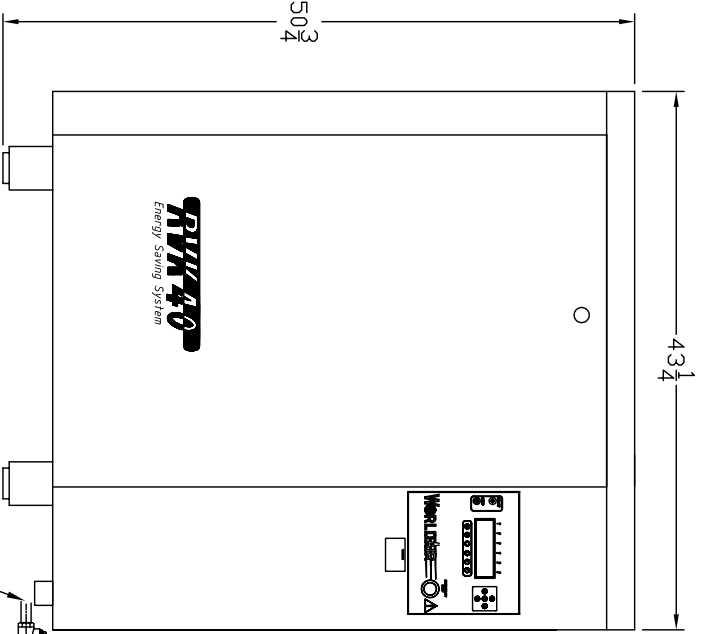




REV.	DESCRIPTION	DRW. BY	DATE
------	-------------	---------	------



3" DISCHARGE

ELECTRICS

NOTES:
DIMENSIONS ARE APPROX.
DIMENSIONS AND COMPONENTS SUBJECT
TO CHANGE WITHOUT NOTICE.

MODEL:	RVK-40	UNLESS OTHERWISE SPECIFIED ALL DIMENSIONS IN INCHES TOLERANCES:	ALL THE SERVICES ARE BEING FURNISHED BY AND THE CONTRACTOR SHALL BE RESPONSIBLE TO OBTAIN A CONTRACT WITHIN THE TIME FRAME OF THE CONTRACT AND BE RESPONSIBLE FOR THE PROTECTION OF THE EXISTING UTILITIES.
MAT'L:	SEE ABOVE	DECIMAL: .XX=±.010	DIV. OF AIR ENERGY GROUP 6 Norfolk Ave. So. Easton, MA
FINISH:		.XXX=±.0005 FRACTIONS=±1/64 ANGLES=±0°30'	
FUNCTION:	NAME: RVK 40	DATE: 8/9/05	CAD FILE NO.
DRAWN BY:	AGP		DESCRIPTION: RVK 40 WITHOUT DRYER
DES. ENG.:			SIZE: DRAWING NO.
CHECKED:			REV.
TRACED:			
APPROVED:			SCALE: SHEET OF